

# Motorcycle Alarm System Manual

Please read this manual before using

## I. Functional description

This product is a motorcycle anti-theft alarm system, deterring thieves, increase the difficulty of theft.

## II. Technical parameters

Working voltage : DC 12V (9V-14V)

Static Current :  $\leq 6\text{mA}$

Working Temperature :  $-10^{\circ}\text{C} \sim +50^{\circ}\text{C}$


Remote control working voltage : DC 6V/9V/12V


Remote Control Frequency Range : 315MHz Or 433MHz

Remote Control Distance : Open Areas  $\geq 80\text{M}$

Alarm loudness:125dB

## III. Function key


Arm/Anti-robbery: 

Disarm: 

Remote Start Engine(\*): 

Find Vehicle: 


## IV. Functions


**Arm:** Press the Arm/Anti-robbery () button, the indicator light flashes once, the siren beep once and the status of alarm will be activated automatically after 3 seconds.

**Disarm:** Press the Disarm () button, the indicator light flashes 2 times and the siren beep 2 times, then the alarm system is in the "Disarm" mode.

**Remote Start ON (\*):** Within 2 seconds, the connection press the start button() twice, to start the engine.

**Remote Start Off(\*):** In the start state, Press the Disarm () button to stop the engine.

**Find Vehicle:** Press Vehicle Finder () button, the indicator light flashes 15 seconds and siren beep 15 seconds, Allow owners to find the location of the vehicle, to stop press any button.

**Anti-robbery and Assistance(\*):** When the motorcycle is robbed and is drive away, the motorcycle owner only press the Arm/Anti-robbery () button, the engine will stop at once, the siren will beep and the indicator light will flash.

### Shock Sensor:


**Warn away:** After arming if any light impact, the indicator light flashes 5 times and siren beep 5 times.

**Full Trigger:** After arming if any heavy impact, the indicator light flashes 1 seconds and siren beep (6 tones) 15 seconds.

**Ignition Trigger(\*):** The ignition trigger (\*): in the alarm state, if anyone tries to ignition, the siren starts alarming and the indicators starts flashing.

**Immobilizer(\*):** in the alarm state, the siren starts alarming, the indicator light flashes and the engine cannot be started.

### Shock Sensor Setting:

Keep pressing the fine vehicle () button, the remote can adjust the sensor sensitivity of level 1 to 5, according the number of siren beep to set level, (level 1 lowest, level 2 low, ..., level 5 highest).

**Note: (\*)** for remote start engine type.

## V. Quality guarantees

**The range of quality guarantee:**

1. The guarantee date: one year from the first day of installing.
2. During the period of guarantee, you can ask for mending freely.
3. Broken unnaturally, should pay for the cost.

**The warranty does not cover:**

1. Alarm siren, remote, alarm module are damaged by water.
2. Battery broken naturally.
3. Damage caused by intentional purpose, improper installing and use.

**The date of installing:**

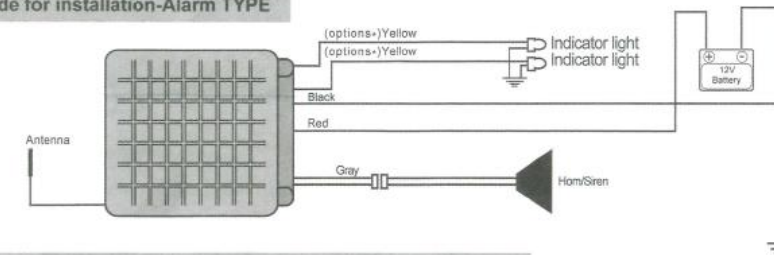
Code of the alarm system:

Owner's name:

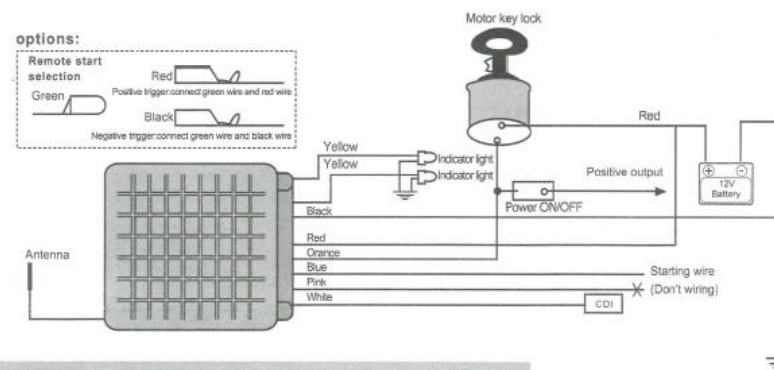
Tel:

Address:

### Guide for installation-Alarm TYPE



### Alarm + Remote Start System Guide for installation-TYPE-A



### Alarm+ Remote Start System Guide for installation- TYPE-B

